


mod. "PSU 500/R4" SWITCHING POWER SUPPLY

- LOW OPERATING TEMPERATURE

- LOW SPURIOUS RADIATION

- ELECTRONIC OVERLOAD PROTECTION & ALARM



TECHNICAL SPECIFICATIONS

MAIN SPECIFICATIONS

- **AC input range:**
200-250 V
(100-120 on request)
- **DC output voltage:**
+12 V
- **Max. output current:**
4 A
- **Ripple:**
max. 40 mV (5 typ.)
- **Switching freq.:**
100 KHz (load dependent)

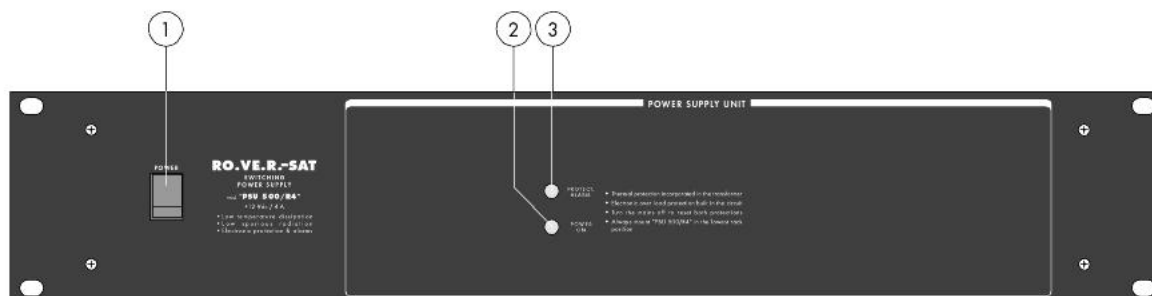
- **Operating principle:**
switching step down
with AC transformer
- **Short circuit overload protection:**
Automatic current limit
- **Short circuit overload protection alarm:**
with red LED
- **+12 V Voltage connector:**
female Ø2.4 mm

OTHERS

- **AC fuse:**
2 A
- **Thermic fuse:**
85°C Built-in the
transformer
- **Dimensions:**
(2 rack units)
520 x 230 x 88 mm
- **Weight:**
2.7 Kg

mod. "PSU 500/R4" SWITCHING POWER SUPPLY

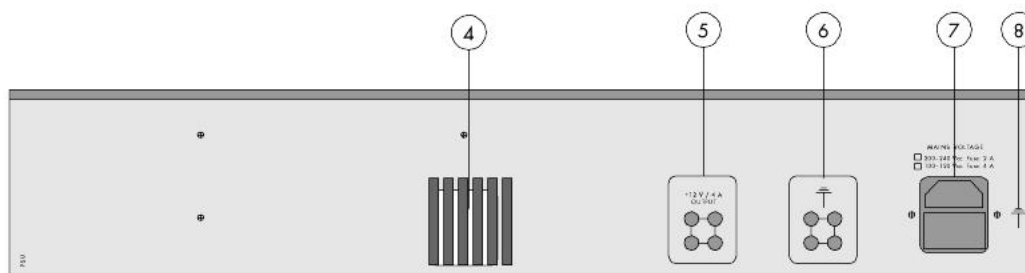
FRONT PANEL DESCRIPTION



- 1 Power on/off (switch)
- 2 Power on (LED)

- 3 Protection alarm (LED)

BACK PANEL DESCRIPTION

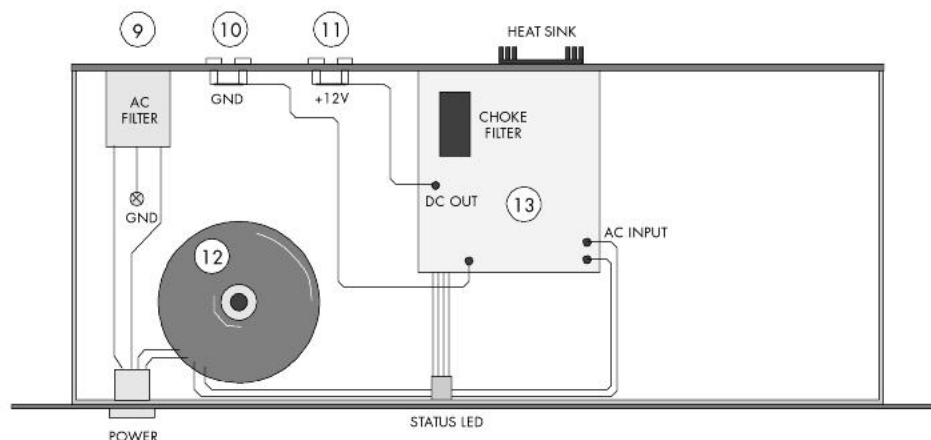


- 4 Heat sink
- 5 12 Vdc output (connectors)
- 6 Ground (connectors)

- 7 Vac mains socket
- 8 Ground screw

14

INSIDE VIEW



- 9 Main receptacle and filter
- 10 P.S.U. ground (in transit connectors)
- 11 P.S.U. +12V (in transit connectors)

- 12 Transformer
- 13 Power supply (board)